

Perfecto Mobile – An Overview

This is my report of Perfecto Mobile based on my understanding as on Jan 26th 2011.
Feel free to visit www.perfectomobile.com and experience the services of Perfecto Mobile yourself!

Ajay Balamurugadas

Email: ajay184f@gmail.com

Skype/Twitter: **ajay184f**

Blog: www.enjoytesting.blogspot.com

If you would want me to try out your product/services, feel free to contact me. Thank you



First impressions:

Selecting Handset is easy. The huge list of handsets is categorized based on

- * By manufacturer
- * By location
- * My reservations
- * Available now

Next filter lists out options based on the previous filter selection.

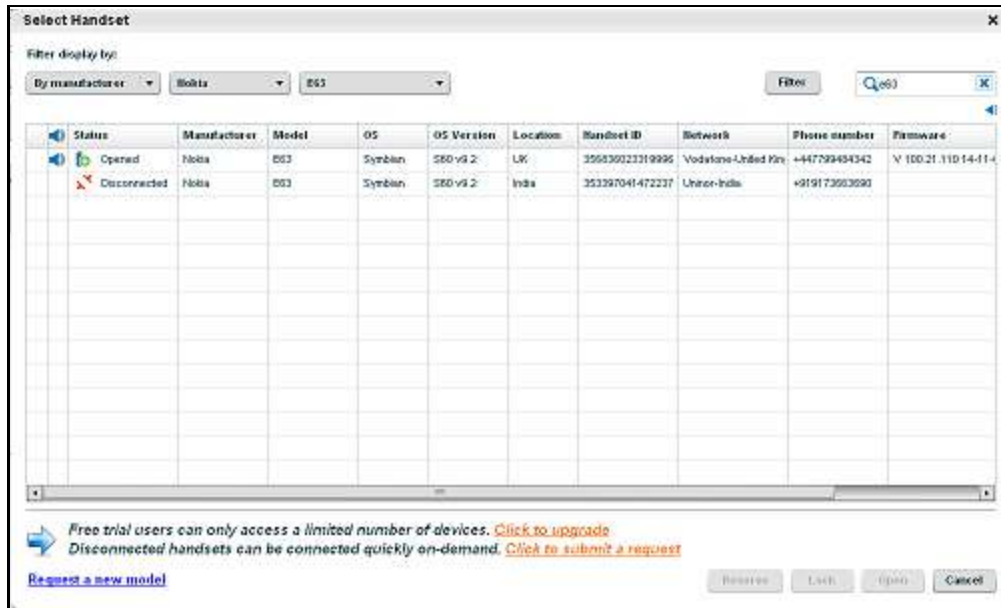
As I selected by manufacturer, many manufacturers were listed. I was impressed by the exhaustive list of manufacturers.

If you know the exact model number beforehand, you can use the Search option to directly select the model.

Once the mobile model is found, the search results displays adequate details of the handset

Contact www.perfectomobile.com for more details

Perfecto Mobile – An Overview



If your model is not listed, you can place a request. Perfecto Mobile will get back to you with the requested model as soon as possible. I have not tested but I am confident that they will get back to you soon. When I wanted some information and ping them on Skype/Email, they replied quickly!

You also have options to Reserve, Lock, Open the mobile.

Reserve: One can reserve the particular model for future use.

Lock: One can lock a particular model for immediate use.

Open: One can open a particular model and start using it.

What did I like the most about Perfecto Mobile:

Easy User interface and lots of tooltips to guide a user.

I started exploring each of the options:

Display:

You can also view the display as a detached screen. You could also zoom in/out.

Contact www.perfectomobile.com for more details


Report by Ajay Balamurugadas – ajay184f@gmail.com

Page 2

Perfecto Mobile – An Overview



Multiple devices at once: Isn't this a good feature to access multiple devices at once? This would be a very helpful feature to a tester who wants to do comparison testing or wants to view multiple devices.



One can click on the model name and it would be displayed in the bigger screen.

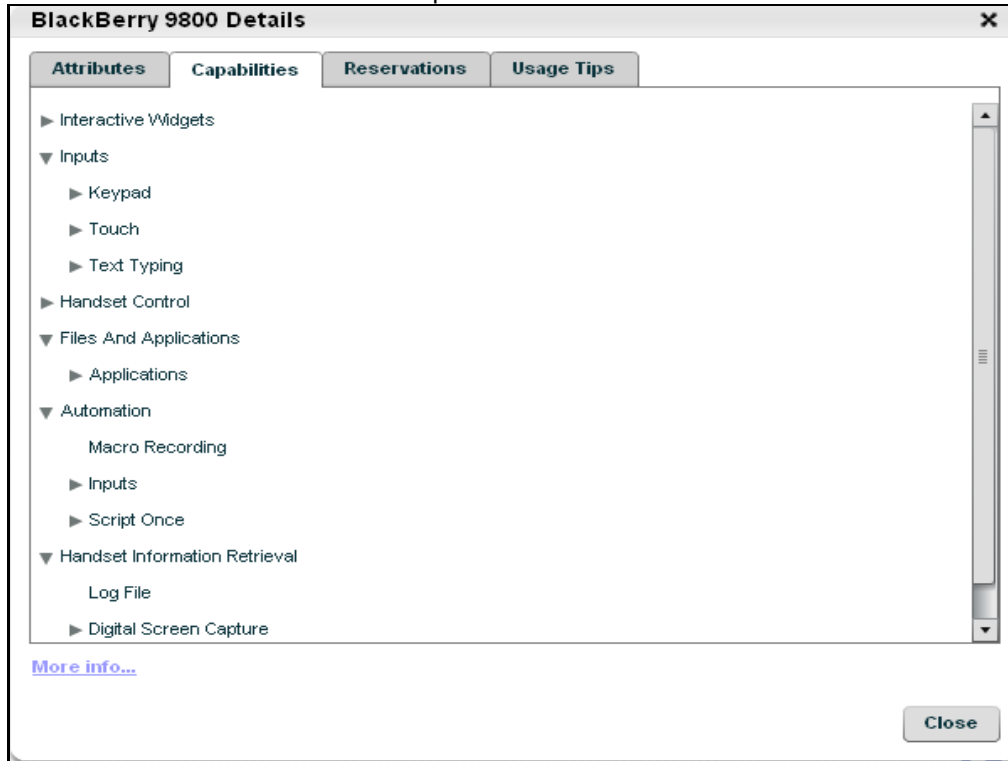
The user can also make out which devices he has access to and which devices is currently opened/in use:

Status	Manufacturer	Model	OS	OS Version	Location	Network	Phone number	Handset ID	Firmware
Opened	BlackBerry	9000	BlackBerry	5.0	UK	Vodafone-United Kin	07700909070	0000000000000000	v4.6.0.126(Platform 4
Opened	BlackBerry	9800	BlackBerry	5.0	Israel	Orange-Israel	0522222222	0000000000000000	v8.0.0.161(Platform E
Opened	HTC	Desire	Android	2.2	UK	Vodafone-United Kin	07700909070	0000000000000000	2.10.161.2.CL229305
Opened	Motorola	Backflip	Android	1.5	US	AT&T-United States c	07700909070	0000000000000000	motus-user 1.5 CUPC
Available	BlackBerry	9300	BlackBerry	5.0	UK	Vodafone-United Kin	07700909070	0000000000000000	v5.0.0.794(Platform 6
Available	HTC	Nexus	Android	2.2	US	AT&T-United States c	07700909070	0000000000000000	passion-user 2.2 FRF
Available	Nokia	N95-8GB	Symbian	S60 v9.2	UK	Vodafone-United Kin	+441222222222	0000000000000000	V 01

Contact www.perfectomobile.com for more details

Perfecto Mobile – An Overview

Info feature: A consolidated list of specific model details.

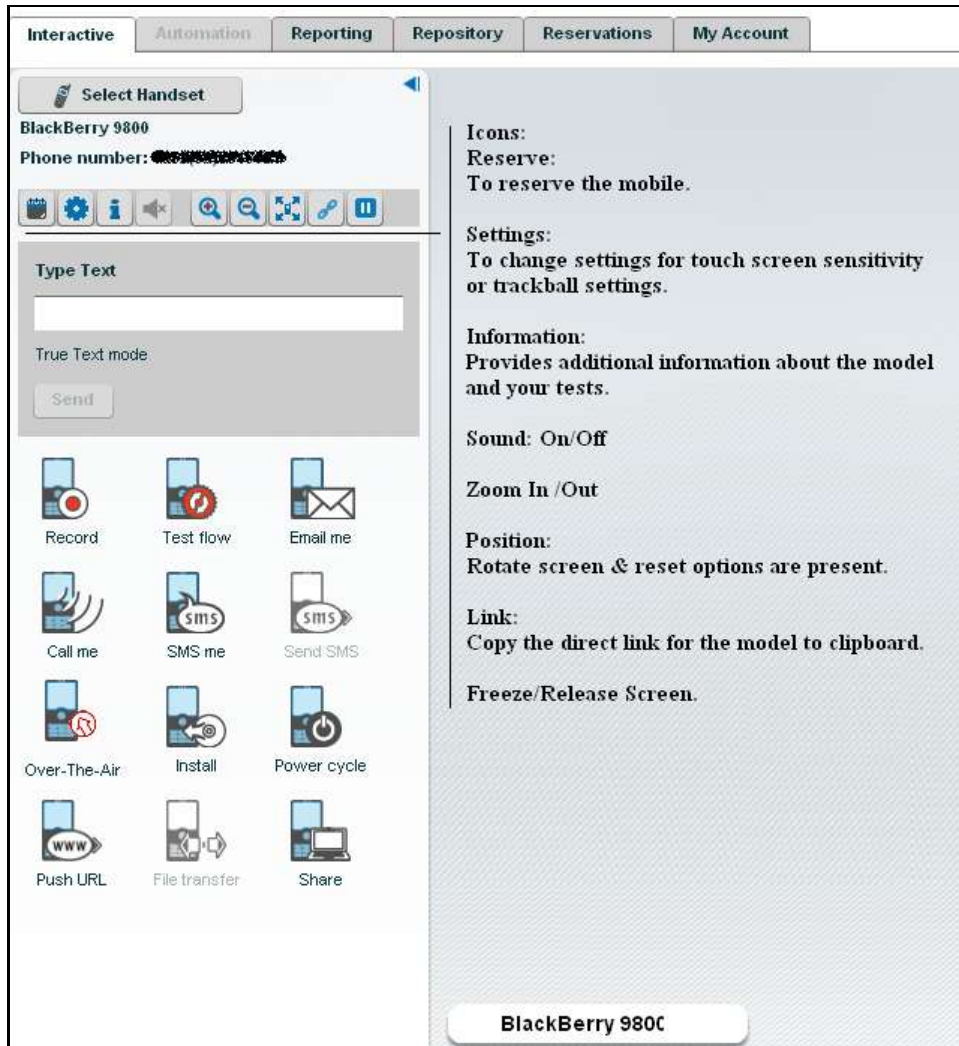


Contact www.perfectomobile.com for more details

Report by Ajay Balamurugadas – ajay184f@gmail.com

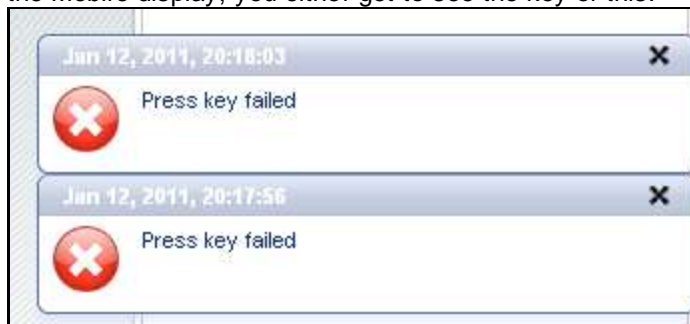
Page 4

Perfecto Mobile – An Overview



Press Key failed

Immediate response – Suppose you pressed a key on the Interactive screen & waiting for response on the Mobile display, you either get to see the key or this:



It is good to let the user know the result of the actions performed and Perfecto Mobile seems to take care of that. Good Perfecto Mobile! ☺

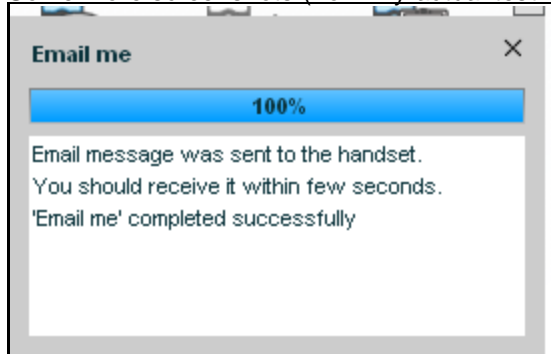
Contact www.perfectomobile.com for more details

Report by Ajay Balamurugadas – ajay184f@gmail.com

Page 5

Perfecto Mobile – An Overview

Some more screenshots (from my actual testing & not from Google/websites)



Here, I was sharing screen on browser. I could demonstrate what actions I was performing. I liked this feature too!



Good help – Some like to read and they will be happy with this link.

<https://trial.perfectomobile.com/portal/cms/Products/knowledgecenter.html>

Contact www.perfectomobile.com for more details

Report by Ajay Balamurugadas – ajay184f@gmail.com

Page 6

Perfecto Mobile – An Overview

Services | Products | Partners | News | About Us | Contact Us | Demo

The Handset Cloud Support Center

Getting Started

- [Overview demo](#)
- [Screencast - Handset Cloud introduction](#)
- [Quick Start Guide \(Download PDF\)](#)
- [On-Line help](#)
- [Select and Activate a Handset](#)
- [Using Test Flows](#)
- [Configure Touch Screen & Trackball Settings](#)

Automation

- [Introducing automation workspace](#)
- [Record a command sequence](#)
- [Group commands](#)
- [add comments to a script](#)
- [Shorten recorded wait times](#)
- [Use the Type text widget during recordings](#)
- [Replace Presskey Commands with a Type Text Command](#)
- [Set Command Parameters](#)
- [Define Command Variables](#)
- [Working with loops](#)
- [Adding repeat loops](#)
- [Create Data Tables](#)
- [Import Data Tables](#)

Interactive Tutorials

- [Installing apps using "Over-The-Air"](#)
- [Installing apps on Android devices using "File Transfer"](#)
- [Installing apps on Sony Ericsson devices using "File Transfer"](#)
- [Installing the Opera Widget Manager](#)
- [Automation user Guide](#)
- [Automation function reference](#)

FREE TRIAL

Create an account and receive a free trial **Immediately!**

- ✓ No credit card required
- ✓ No Software installed on your PC
- ✓ Devices are located in the US, the UK, France, Canada & Israel

Tips & Tricks

- [Installing Applications onto a Device](#)

Contact Support

As a tester, I am time-conscious, and the Usage option lets me know how many minutes left out of the allocated time.

#	Status	Time	Usage	Valid from	Valid to	Price	Details	Comment
1	ACTIVE	Jan 12, 2011, 20:05	22 minutes used out of 1 hour allocated	Jan 12, 2011	Jul 13, 2011	0.00 USD	NO_PAYMENT	created...

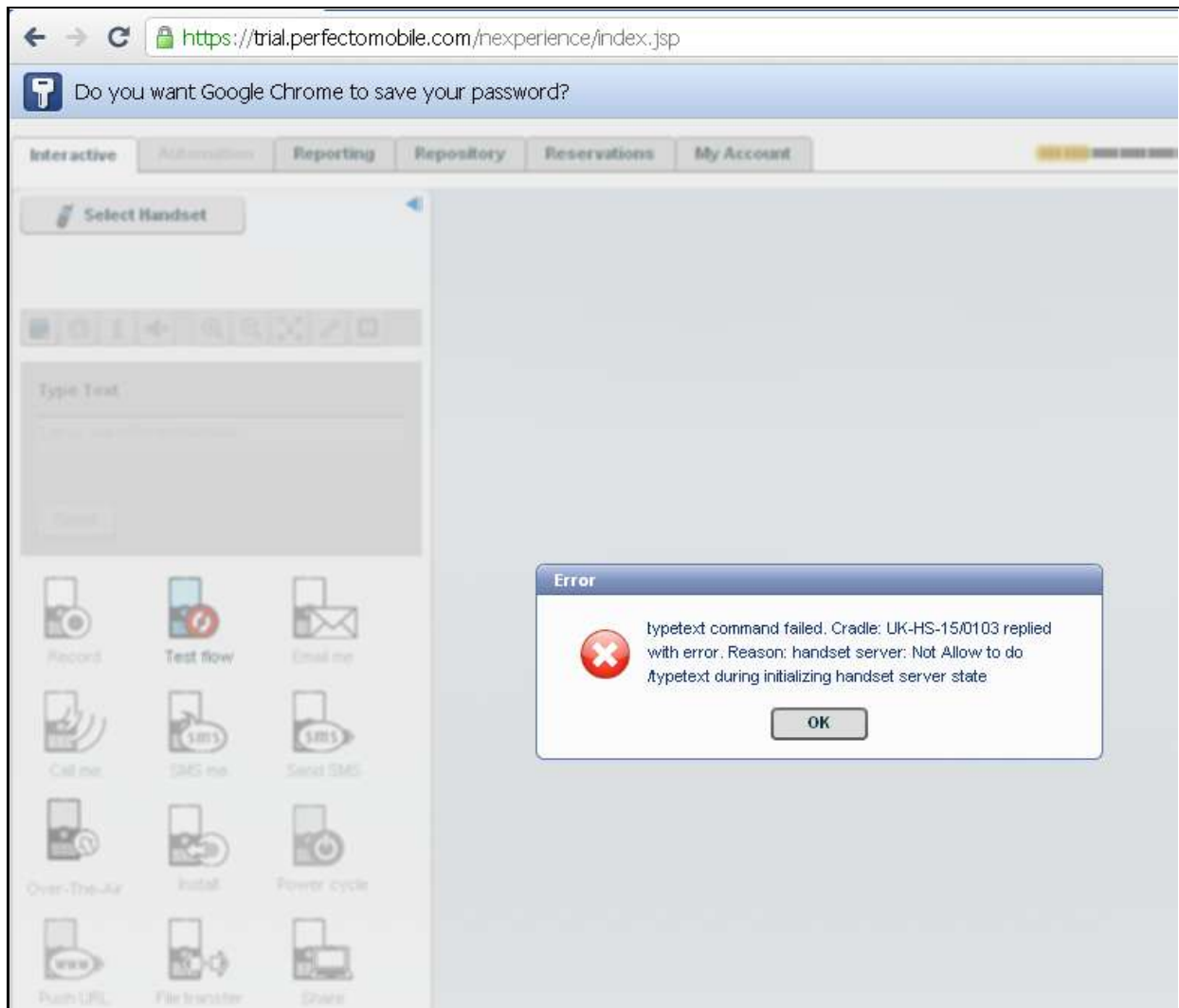
Contact www.perfectomobile.com for more details

Report by Ajay Balamurugadas – ajay184f@gmail.com

Perfecto Mobile – An Overview

Suggestions

- Would you like to include another filter where bar type, flip type, touch screen
- Nokia E63 - Allow True text mode to type directly on the main screen like a mobile number. In the current state, the user has to click on the individual buttons.
- Type Text - Can you please clear the screen after every click on Send button? When you add up such small segments of time, it eats up a lot of time from my testing time.
- Info button on left pane next to Settings opens up a dialog. More info link seems to be always disabled.
- Sharing was closed suddenly – maybe after 2 minutes. Is this intentional? I am not sure.
- Error when sent type text and was sharing screen in another instance of browser



The error text is quite helpful. I could ask Perfecto Mobile the reason for the error with the details mentioned in the Error dialog.

Contact www.perfectomobile.com for more details

Report by Ajay Balamurugadas – ajay184f@gmail.com

Page 8

Perfecto Mobile – An Overview

Conclusion

I know whom to approach when I need to test actual mobile devices.

Perfecto Mobile is easy to learn, easy to use & TEST too.

The diversity of handsets and the intuitive GUI impressed me.

Don't worry about the connection issues. I was able to see the results of my actions quickly.

Thank you Perfecto Mobile for giving me an opportunity to use your product. I like it and my best wishes are with you.

Contact www.perfectomobile.com for more details

Report by Ajay Balamurugadas – ajay184f@gmail.com

Page 9